



VHF AND UHF DIGITAL/ANALOG TRANSCEIVERS

IC-F5123D

VHF transceiver

IC-F6123D

UHF transceiver

**Everything you'd expect in a business radio
... Plus Digital!**



IDASTM
ICOM DIGITAL ADVANCED SYSTEM

IDASTM Conventional & IDASTM Single-site Trunking

Digital/Analog Mixed Mode Operation

**Built-in 2-Tone, 5-Tone,
CTCSS and DTCS**

MDC 1200 Compatible

**MIL-STD-810 F
Rugged Construction**

**4 W (typ.) Front
Mounted Speaker**



Limited functions.

More than Just Smooth Digital Migration!

128 Channels with 8 Zones

Ample 128 channel capacity allows most companies plenty of room to grow. Up to 8 zones lets you group together channels in logical fashion.

Built Military Rugged!

The tough aluminum die-cast chassis and polycarbonate front panel have been tested to the MIL standard 810 F.

Compact Hand Microphone

Select from 4 levels of mic gain, for clearer transmission.

GPS Receiver Connection

With optional D-SUB 25-pin ACC cable OPC-2078, an external GPS receiver or PC can be connected.

* No digital modulation "IN" using accessory cables.



Photo shows optional OPC-2078 installed on high power version.



8-character LCD

An 8-character alphanumeric LCD with user-friendly icons shows a variety of information and operating status such as caller's name, received message, etc.

Large Programmable Buttons

For easy access to often used functions, P0-P3 buttons are programmable to meet specific needs. Buttons and LCD display are backlit for night time operation.

Powerful, Front-facing Speaker

4 watts (typ.) front facing speaker delivers clear and loud audio throughout a vehicle's cabin. Digital modulation adds distinct clarity to received voices.

IDAS™ Digital Mode Operation

The IC-F5123D series provides NXDN™ CAI-based IDAS digital mode operation. It is also compatible with IDAS multi-site conventional and IDAS single-site trunking. The following IDAS features are programmable.

- PTT ID
- Individual/Talkgroup list (Max. 500)
- RAN (Radio Access Number)
- Status
- SDM (Short Data Message)
- Call alert
- Radio check (RX)
- Stun/kill/revive (RX)
- Remote monitor (RX)
- Emergency (No ACK)
- Digital voice scrambler
- GPS data (PC and software required to show received position data)

Built-in 2-Tone and 5-Tone (Analog mode)

2-Tone and 5-Tone signalings give you selective calling, quiet stand-by and other convenient functions with programming. The stun/kill functions disable a radio over the air and the revive function restores the stunned radio.

MDC 1200 Compatible (Analog mode)

The following MDC features are available with the built-in MDC signaling.

- PTT ID
- Radio check (RX)
- Emergency (No ACK)
- Stun/Revive (RX)
- 500 alias table (Max.)

Lone Worker Function

When the radio is not operated for a preset period, a warning beep will sound, alerting the radio user to check in. If the radio user does not check in before the preset time runs out, then the radio automatically sends out an emergency signal.

Other Features (* = analog only)

- CTCSS/DTCS encoder/decoder*
- BIIS PTT ID transmission*
- 8 DTMF autodial memories
- Microphone hanger action programmable
- Optional DTMF microphone (HM-152T)
- PC programmable
- Power-on password function
- Time out timer
- Talk around function
- Nuisance delete function*
- Forced narrow function*

TX: Transmit, RX: Receive

VHF & UHF DIGITAL/ANALOG TRANSCEIVERS

IC-F5123D IC-F6123D

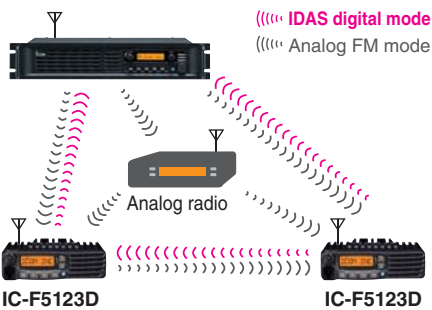
Scan Features

The priority scan allows you to monitor one or two priority channels while scanning other non-priority channels. The TX channel and talk back functions allow you to make a quick response while scanning.



The IC-F5123D series : A multitude of advantages because it's IDAS™

Advantage 1 Digital/analog Mixed Mode



The IC-F5123D series can receive both analog mode and digital mode signals on a single channel and automatically selects the received mode to reply to the received call, while the talk back timer remains. It's a smart way to grow into digital radio – at your own pace, as your budget and comfort allow.

Advantage 2 Digital and Analog Individual/group Call



The IC-F5123D series allows you to call individual or group users. The radio automatically sends own ID number when the PTT button is held down. The alias name or individual/group ID is displayed on the LCD while receiving a message allowing you to identify who is calling.

Advantage 3 Status Message and Short Data Message

Status message example



Short data message example

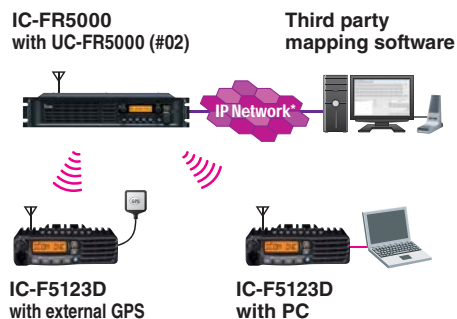


The display shows longer messages by automatic vertical scrolling.

Up to 100 status conditions can be set and sent with voice call. Also, you can request another IDAS radio to send their status and receive it.

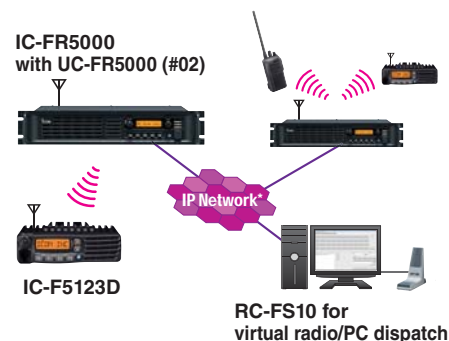
Up to 100-character of short data message can be sent and received. To send more than 9-character short data message, PC connection is required.

Advantage 4 GPS Capability



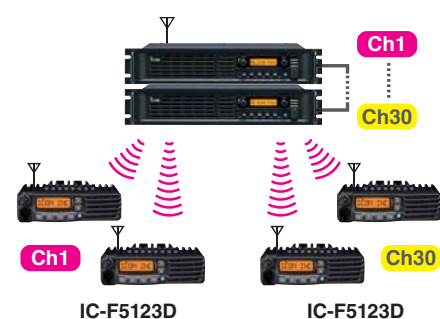
When used with an external GPS receiver, the IC-F5123D series can transmit accurate position data for use with vehicle management applications.

Advantage 5 Multi-site Conventional Mode



When using the IC-F5123D series in IDAS multi-site conventional mode, the IC-F5123D can communicate with other IDAS radio users working with other repeater sites and/or virtual radio/PC dispatch stations on the IDAS network.

Advantage 6 IDAS Single-site Trunking



The IC-F5123D series can be used in an IDAS single-site trunking system. The IDAS trunking system is a distributed system with no dedicated control channel, so more voice traffic channels are available for increased system capacity.

All advantages shown represent possible system configurations. Ask your Icom dealer to configure an IDAS system that works best for you.

*Note: Private IP Network or VPN Tunnels through the Internet with static endpoints.

SPECIFICATIONS

	IC-F5123D	IC-F6123D
GENERAL		
Frequency coverage	136–174 MHz	350–400 MHz (45 W) 400–470 MHz 450–520 MHz
Number of channels	128 channels (8 zones)	
Type of emission	16K0F3E, 8K50F3E, 4K00F1D/F1E	
Channel spacing	25/12.5/6.25 kHz	
PLL channel step	2.5/3.125 kHz	
Power supply requirement	13.6 V DC	
Current drain (approx.)		
Tx	10 A	11 A
50 W/45 W		
25 W	5 A	5 A
Rx	1.2 A	1.2 A
Max. audio		
Standby	300 mA	300 mA
Antenna impedance	50 Ω (SO-239)	
Operating temperature range	–30°C to +60°C ; –22°F to +140°F	
Dimensions (W × H × D) (Projections not included)	150 × 40 × 167.5 mm; 5.91 × 1.57 × 6.59 in (50 W/45 W version) 150 × 40 × 117.5 mm; 5.91 × 1.57 × 4.63 in (25 W version)	
Weight (approx.)	1.1 kg; 2.4 lb (50 W/45 W version) 0.8 kg; 1.8 lb (25 W version)	
TRANSMITTER		
Output power (at 13.6 V DC) (50 W/45 W version) (25 W version)	50W, 25W, 5W (Hi, L2, L1) 25W, 10W, 2.5W (Hi, L2, L1)	45W, 25W, 4.5W (Hi, L2, L1) 25W, 10W, 2.5W (Hi, L2, L1)
Max. frequency deviation	±5.0 kHz/±2.5 kHz (Wide/Narrow)	
Frequency stability	±1.0 ppm	
Spurious emissions	70 dB min.	
FM Hum and noise	46/40 dB typ. (Wide/Narrow)	
Audio harmonic distortion	3% typ. (AF 1 kHz 40% deviation)	
FSK error	5% Max. (Digital)	
Ext. microphone impedance	600 Ω (8-pin modular)	

	IC-F5123D	IC-F6123D
RECEIVER		
Sensitivity (at 12 dB SINAD) (at 5% BER)	0.25 μV typ. 0.18 μV typ.	
Adjacent channel selectivity	80/70 dB typ. (W/N), 65 dB typ. (digital)	75/70 dB typ. (W/N), 60 dB typ. (digital)
Spurious response rejection	70 dB min.	
Intermodulation rejection	75 dB typ. (W/N), 70 dBμV emf typ. (digital)	
Hum and noise	45/40 dB typ. (W/N)	
Audio output power (at 5% distortion, 4 Ω load)	4 W typ.	
Ext. speaker connector	2-conductor 3.5 (d) mm (1/8")/4 Ω	

All stated specifications are subject to change without notice or obligation.

Applicable U.S. Military Specifications

Standard	MIL 810 F	
	Method	Procedure
Low Pressure	500.4	I, II
High Temperature	501.4	I, II
Low Temperature	502.4	I, II
Temperature Shock	503.4	I
Solar Radiation	505.4	I
Humidity	507.4	–
Settling Dust	510.4	III
Vibration	514.5	I
Shock	516.5	I, IV

Also meets equivalent MIL-STD-810-C, -D and -E.

Supplied Accessories

- Hand microphone (HM-152)
- DC power cable
- Mounting bracket kit
- Microphone hanger
- Key assign stickers

OPTIONS

Some options may not be available in some countries. Please ask your dealer for details.

HAND MICROPHONES




EXTERNAL SPEAKERS



DESKTOP MICROPHONE



ACC CABLES



Icom, Icom Inc. and Icom logo are registered trademarks of Icom Incorporated (Japan) in Japan, the United States, the United Kingdom, Germany, France, Spain, Russia, Australia, New Zealand and/or other countries. NXDN is a trademark of Icom Incorporated and JVC KENWOOD Corporation. IDAS and IDAS logo are trademarks of Icom Incorporated. All other trademarks are the properties of their respective holders.

Icom Inc.

1-1-32, Kami-minami, Hirano-Ku, Osaka 547-0003, Japan Phone: +81 (06) 6793 5302 Fax: +81 (06) 6793 0013

www.icom.co.jp/world

Count on us!

Icom America Inc.

12421 Willows Road NE,
Kirkland, WA 98034, U.S.A.
Phone: +1 (425) 454-8155
Fax: +1 (425) 454-1509
E-mail: sales@icomamerica.com
URL: <http://www.icomamerica.com>

Icom Canada

Glenwood Centre #150-6165
Highway 17A, Delta, B.C.,
V4K 5B8, Canada
Phone: +1 (604) 952-4266
Fax: +1 (604) 952-0090
E-mail: info@icomcanada.com
URL: <http://www.icomcanada.com>

Icom Brazil

Rua Itororó, 444 Padre Eustáquio
Belo Horizonte MG,
CEP: 30720-450, Brazil
Phone: +55 (31) 3582 8847
Fax: +55 (31) 3582 8987
E-mail: sales@icombrasil.com

Icom (Europe) GmbH

Communication Equipment
Auf der Krautweide 24
65812 Bad Soden am Taunus, Germany
Phone: +49 (6196) 76685-0
Fax: +49 (6196) 76685-50
E-mail: info@icom-europe.com
URL: <http://www.icomeurope.com>

Icom Spain S.L.

Ctra. Rubi, No. 88 "Edificio Can Castanyer"
Bajos A 08174, Sant Cugat del Valles,
Barcelona, Spain
Phone: +34 (93) 590 26 70
Fax: +34 (93) 589 04 46
E-mail: icom@icomspain.com
URL: <http://www.icomspain.com>

Icom (UK) Ltd.

Blacksole House, Altira Park,
Herne Bay, Kent, CT6 6GZ, U.K.
Phone: +44 (0) 1227 741741
Fax: +44 (0) 1227 741742
E-mail: info@icomuk.co.uk
URL: <http://www.icomuk.co.uk>

Icom France s.a.s.

Zac de la Plaine,
1 Rue Brindejone des Moulinais, BP 45804,
31505 Toulouse Cedex 5, France
Phone: +33 (5) 61 36 03 03
Fax: +33 (5) 61 36 03 00
E-mail: icom@icom-france.com
URL: <http://www.icom-france.com>

Icom (Australia) Pty. Ltd.

Unit 1 / 103 Garden Road,
Clayton, VIC 3168 Australia
Phone: +61 (03) 9549 7500
Fax: +61 (03) 9549 7505
E-mail: sales@icom.net.au
URL: <http://www.icom.net.au>

Icom New Zealand

39C Rennie Drive, Airport Oaks,
Auckland, New Zealand
Phone: +64 (09) 274 4062
Fax: +64 (09) 274 4078
E-mail: inquiries@icom.co.nz
URL: <http://www.icom.co.nz>

Asia Icom Inc.

6F No.68, Sec. 1 Cheng-Teh Road,
Taipei, Taiwan, R.O.C.
Phone: +886 (02) 2559 1899
Fax: +886 (02) 2559 1874
E-mail: sales@asia-icom.com
URL: <http://www.asia-icom.com>

Shanghai Icom Ltd.

No.101, Building 9, Caifuxingyuan Park,
No.188 Maoting Road, Chedun Town,
Songjiang District, Shanghai, 201611, China
Phone: +86 (021) 6153 2768
Fax: +86 (021) 5765 9987
E-mail: bjicom@bjicom.com
URL: <http://www.bjicom.com>

Your local distributor/dealer: